

Fire Department

MONTHLY REPORT

June 2020



IN THIS SECTION:

- + Run Statistics
- + Public Relation Details
- + Training Subjects
- + Inspections
- + General Activities

This monthly report period is thru June 1, 2020. Below you will find specific items that the fire department does each and every day. We take pride in providing an outstanding service to our community.

Run Statistics

Incidents are categorized by either a fire incident or EMS incident. Below you will see the incident totals thru June 1st. You will also see the comparison of incidents from this year and the mutual aid received and given.

Incidents thru June 1st

Type	Total
Fire	328
EMS	798
Total	1126

Same time last year

Type	Total
Fire	313
EMS	891
Total	1204

Mutual Aid

Type	Total
Given	58
Received	14
Total	72

Mutual Aid same time last year

Type	Total
Given	79
Received	29
Total	108

As a result of the statewide quarantine our call volume has been reduced. We are down 78 calls from this time last year. I do believe as we see things begin to reopen our call volume will also return to normal levels.

As we continue forward in 2020, we will continue our efforts to meet calls for service. We look forward to working with our neighboring departments as we partner together to meet the needs of our communities. Mutual Aid continues to be a cost-effective means for all area fire departments to deal with surges in requests for service. We all try to maintain resources capable of meeting our average needs. However, we all need to have in place a plan to address unexpected requests.

Public Relations

We have suspended all public relations events and efforts as we continue with the response to the Corona-19 Virus. Members have been taking extra precautions when dealing with patients in an effort to prevent the spread of this disease. This suspension will continue until such time as it becomes safe to return to more interactive operations. Crews have been participating in Birthday Parades. The parades have been stopped effective June 1st as the rules have become more relaxed.

Training

Every day we have training scheduled. These trainings are predetermined by the training division. We have day shift training and night shift training therefore every member receives appropriate training hours throughout the year. This also helps to keep our ISO rating favorable. Training has been in the virtual/computer realm. Crew are looking forward to getting back to hands on training in June.

We are also working diligently with our new hires to complete their training packets (Blue Book). We have continued our efforts to recruit and hire additional staff members. We are working to complete the process for hiring them.

Fire Prevention

- ✚ All Inspection activity has been suspended and will resume when current conditions are resolved and members can again move into the public without significant risk. We have completed some plan reviews and a couple of final inspections for new businesses to assist them in getting approved to open up.

General Activities

Each shift the duty crews are required to maintain station and equipment appearance, cleanliness, and readiness. Below is a list of items that are completed daily and weekly.

Daily Station and Weekly Station Details:

- | | |
|---------------------------------|-----------------------------|
| ✚ Vacuum all carpets | Clean apparatus |
| ✚ Mop all floors | Inventory all EMS apparatus |
| ✚ Remove all trash from station | Inventory EMS equipment |
| ✚ Laundry | Clean bay floors |
| ✚ Clean all restrooms | Ground maintenance |
| ✚ Clean kitchen | Clean equipment |
| ✚ Equipment check-in | Station Maintenance |

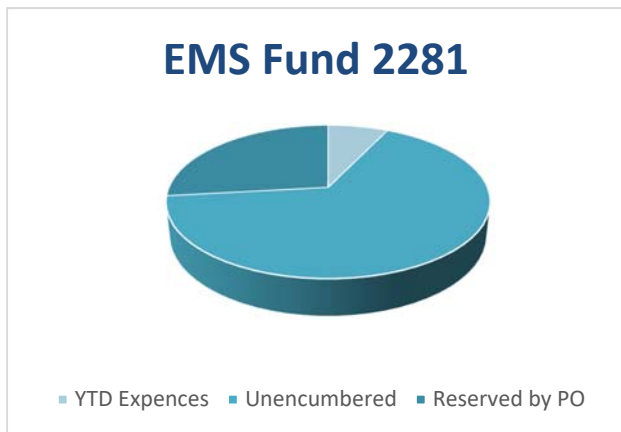
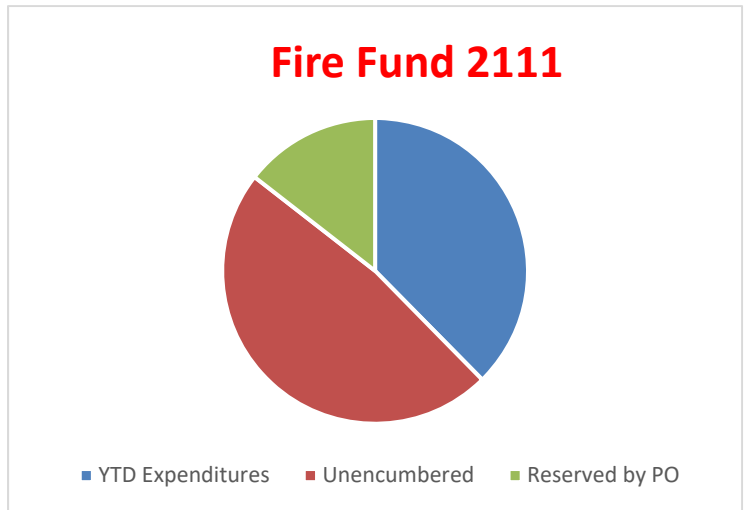


General Department Information

We continue to wait on a delivery date for our new engine. We have been told that Westchester’s new engine has moved into production and we were about 90 days behind their order.

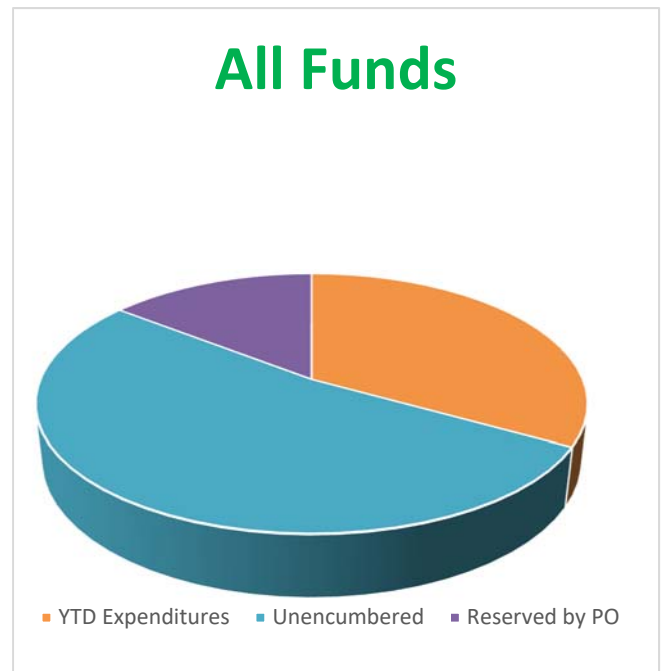
2020 Financial Information

Fire Fund	
Appropriated	\$ 2,687,000.00
YTD Expenditures	\$ 1,011,262.79
Unencumbered	\$ 1,287,838.66
Reserved by PO	\$ 388,855.73



EMS Fund	
Appropriated	\$ 775,000.00
YTD Expenditures	\$ 237,817.97
Unencumbered	\$ 392,000.14
Reserved by PO	\$ 157,426.49

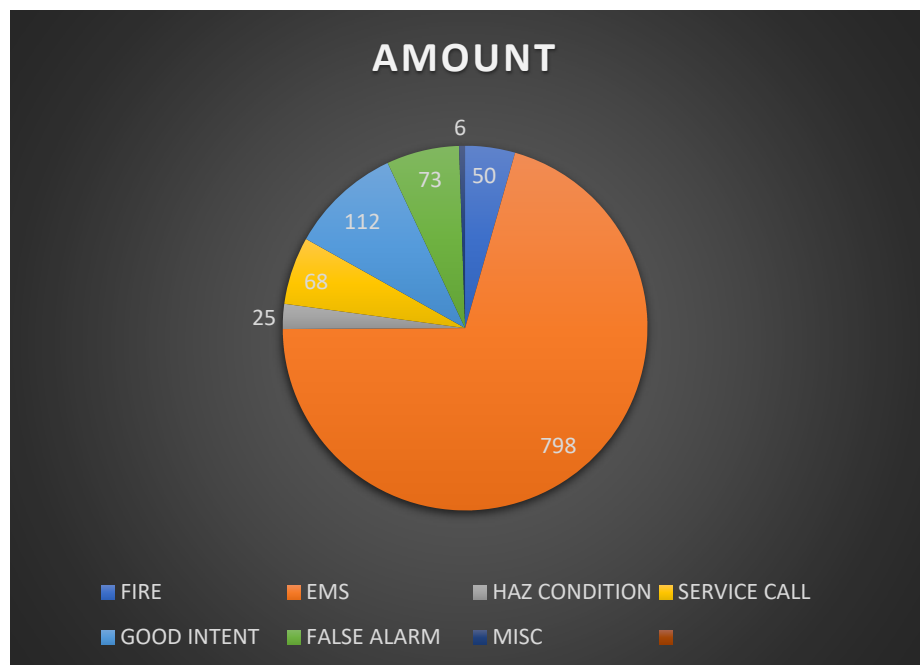
Total Funds	
Appropriated	\$ 3,762,000.00
YTD Expenditures	\$ 1,253,077.49
Unencumbered	\$ 1,979,838.80
Reserved by PO	\$ 546,282.22



Incident Statistics

Below are the year-to-date run statistics as of June 1st. The types of calls are generalized. For instance, fire incidents include everything but not limited to building fires, cooking fires, fuel burner issues, vehicle fires and brush/grass fires.

TYPE	AMOUNT
FIRE	50
EMS	798
HAZ CONDITION	25
SERVICE CALL	68
GOOD INTENT	112
FALSE ALARM	73
MISC	6



Monthly Maintenance Cost Report

Unit	Assigned	Fuel	Maintenance
Engine 213	Reserve @ 212	0	\$
Medic 213	Reserve @ 212	160.74	\$ 169.73
Task 219	Bariatric	45.72	\$
Quint 211	Station 211	248.19	\$ 3825.81
Engine211	Station 211	154.31	\$ 5724.58
Medic 211	Station 211	237.86	\$ 1456.58
Utility 211	Station 211	27.38	
Utility 213	Station 211	0	
Boat 211	Station 211		
Captain 210	Station 211	112.23	
Chief 211	Station 211	70.14	\$
Chief 210	Station 211	65.49	
Engine 212	Station 212	278.61	\$
Medic 212	Station 212	142.87	\$
Utility 212	Station 212	37.56	
Safety Trailer	Station 212		\$
Total		1581.10	\$ 11177.70



The members of the Fire, Police, and Service Departments have continued to provide top notch service to our community. Despite the risks our members have taken precautions and worked to provide services to the community. I would like to thank each member for their ongoing efforts.